

Instructions for PA-41 Schedule J Income from Estates or Trusts

PA-41 J IN 05-24

GENERAL INFORMATION

PURPOSE OF SCHEDULE

Use PA-41 Schedule J to report the total income received by an estate or trust that the estate or trust credited to you as reported on PA-41 Schedule RK-1 and/or NRK-1 or to report the income from the pro-forma PA-40 of a taxable bankruptcy estate. For Pennsylvania income tax purposes, an estate or trust cannot distribute a loss.

If a PA S corporation, partnership, or entity formed as a limited liability company that is classified as a partnership or PA S corporation for federal income tax purposes, receives a PA-41 Schedule RK-1 or NRK-1 that reports income from an estate or trust, the entity must complete PA-41 Schedule J using the information provided from the RK-1/NRK-1 and distribute the income to the partners or shareholders as applicable.

FORM INSTRUCTIONS

NAME

Enter the complete name of the estate or trust as shown on the PA-41, Fiduciary Income Tax Return.

FEIN


Enter the nine-digit Federal Employer Identification Number (FEIN) of the estate or trust or the decedent's Social Security number as shown on the PA-41, Fiduciary Income Tax Return.


COLUMN (a) NAME AND ADDRESS OF EACH ESTATE OR TRUST

Enter the complete name and address of each estate or trust that provided a PA-41 Schedule RK-1 or NRK-1 or federal Form 1041 Schedule K-1. If a taxable bankruptcy estate, enter "Pro-Forma PA-40" as the name of the estate or trust.

COLUMN PA-41 SCHEDULE RK-1/NRK-1

Check the box if the estate or trust income you are reporting is from a PA-41 Schedule RK-1 or NRK-1.

 **IMPORTANT:** Do not check this box if you use a federal Form 1041 Schedule K-1 to report income.

 **TIP** If federal Form 1041 Schedule K-1 is used to report the income, you must include a copy of the federal Schedule K-1 with paper-filed returns. For e-filed returns, you must fax the federal Form 1041 Schedule K-1 to the department or include a pdf file of federal Schedule K-1 with the e-filed return.

COLUMN (b) FEDERAL EIN

Enter the estate or trust Federal Employer Identification Number (FEIN).

COLUMN (c) RESIDENT ESTATES AND TRUSTS


Enter the amount of income on Line 1 from each PA-41 Schedule RK-1. For each estate or trust where a PA-41 Schedule RK-1 is not provided, add all the positive income amounts reported on the federal Form 1041 Schedule K-1 and enter the result.

NONRESIDENT ESTATES AND TRUSTS

Enter the amount of income on Line 1 from each PA-41 Schedule NRK-1. For each estate or trust where a PA-41 Schedule NRK-1 is not provided, add all the positive income amounts of Pennsylvania-source income included in the federal Form 1041 Schedule K-1 and enter the result.

TAXABLE BANKRUPTCY ESTATES

Enter the amount of income from Line 11, Adjusted PA Taxable Income, from the pro-forma PA-40 completed for the taxable bankruptcy estate.

 **TIP** Irrevocable or taxable trusts do not distribute losses as trust income. Therefore, all amounts reported on PA-41 Schedule J must be positive.

LINE INSTRUCTIONS

LINE 1

Enter the name and address of each estate or trust.

LINE 2

TOTAL ESTATE OR TRUST INCOME

Add all amounts listed on Line 1.

LINE 3

ESTATE OR TRUST INCOME FROM PARTNERSHIPS

If the estate or trust received estate or trust income from a partnership, enter the income from the PA-20S/PA-65 Schedule RK-1, Line 6 in Column c and the income from the PA-20S/PA-65 Schedule NRK-1, Line 4 in Column c.

LINE 4

ESTATE OR TRUST INCOME FROM PA S CORPORATIONS

If the estate or trust received estate or trust income from an S corporation, enter the income from PA-20S/PA-65


Schedule RK-1, Line 6 in Column c and the income from PA-20S/PA-65 Schedule NRK-1, Line 4 in Column c.


LINE 5

TOTAL ESTATE OR TRUST INCOME

COLUMN (c)

Total Column (c) and enter the amount on the PA-41, Fiduciary Income Tax Return, Line 6.

 **CAUTION:** The federal amount may not be correct for Pennsylvania purposes. Contact the fiduciary of the estate or trust to verify the correct Pennsylvania income.

 **TIP** Include any nonresident withholding reported on Line 2 of a PA-41 Schedule NRK-1 in Line 14 of the PA-41, Fiduciary Income Tax Return. When nonresident withholding from an estate or trust is included in Line 14, you must also provide a copy of the PA-41 Schedule NRK-1 with the PA-41, Fiduciary Income Tax Return.