

PA SCHEDULE NW

2409010051

Nonresident Tax Withheld by
PA S Corporations and Partnerships

PA-20S/PA-65 NW (DR) MOD 04-24 (FI) **2024**
PA Department of Revenue

OFFICIAL USE ONLY

Name as shown on the PA-20S/PA-65 Information Return

FEIN

AMENDED SCHEDULE

DO NOT WITHHOLD FOR PARTNERSHIP, S CORPORATION, OR LIMITED LIABILITY COMPANY OWNERS.

SECTION I

NONRESIDENT TAX WITHHELD BY PA S CORPORATIONS AND PARTNERSHIPS

Use this schedule to list all the withholding and extension payments that the PA S corporation, partnership, or limited liability company filing as a partnership or PA S corporation for federal income tax purposes made on behalf of individuals, estate, or trust owners that were not residents of Pennsylvania during the taxable year.

A PA Tax Due on PA-Taxable Income to Nonresident Individuals, Estates, or Trusts. A

B Nonresident Withholding Payments, Extension Payment, and Carry-forward Credits during the Entity's Taxable Year:

DATE	AMOUNT		DATE	AMOUNT
	.00			.00
	.00			.00
	.00			.00
	.00			.00
	.00			.00

Total Nonresident Withholding Payments, Extension Payment, and Carry-forward Credits.

Enter here and on the PA-20S/PA-65 Information Return, Section V, Line 14a B

C Payment remitted with the PA-40NRC, Nonresident Consolidated Tax Return, if electing nonresident individual owners elect to participate in a group return. C

D Reconciliation Payment. Subtract B and C from A, and enter here and on the PA-20S/PA-65 Information Return Section V, Line 14b D
Pay any balance due with the PA-20S/PA-65 Information Return.

DO NOT USE SCHEDULE NW TO SUBMIT A PAYMENT; IT IS NOT A VOUCHER.

DO NOT INCLUDE ANY WITHHOLDING FROM 1099 FORMS AS PAYMENT ON LINES B THROUGH D.



2409010051

2409010051

PA SCHEDULE NW

2409110059

Nonresident Tax Withheld by
PA S Corporations and Partnerships

PA-20S/PA-65 NW (DR) MOD 04-24 (FI) **2024**
PA Department of Revenue

OFFICIAL USE ONLY

Name as shown on the PA-20S/PA-65 Information Return

FEIN

AMENDED SCHEDULE

SECTION II NONRESIDENT INDIVIDUAL, ESTATE, OR TRUST INFORMATION

NOTE: See instructions corresponding to each column.

	SSN/FEIN	TAX FORM	NONRESIDENT INDIVIDUAL, ESTATE, OR TRUST NAME	TOTAL OTHER CREDITS FROM PA NRK-1, LINE 7	NONRESIDENT TAX WITHHELD FROM PA NRK-1, LINE 6
A				.00	.00
B				.00	.00
C				.00	.00
D				.00	.00
E				.00	.00
F				.00	.00
G				.00	.00
H				.00	.00
I				.00	.00
J				.00	.00
K				.00	.00
L				.00	.00
M				.00	.00
N				.00	.00
O				.00	.00
P				.00	.00
Q				.00	.00
R				.00	.00
S				.00	.00
T				.00	.00
U				.00	.00
V				.00	.00
W				.00	.00
X				.00	.00
Y				.00	.00
Z				.00	.00
1	Total Nonresident Tax Withheld on this page.00
2(a)	Number of additional pages included. <input type="text"/>		2(b) Total of Line 1 for all additional pages.	.00	
3	Total Nonresident Tax Withheld. Add Lines 1 and 2(b).00



2409110059

2409110059

Instructions for PA-20S/PA-65 Schedule NW


Nonresident Tax Withheld by PA S Corporations and Partnerships

PA-20S/PA-65 NW IN (DR) MOD 04-24


GENERAL INFORMATION

PURPOSE OF SCHEDULE

Use the Schedule NW to list all withholding payments, extension payments, and carry forward credits from the prior year the PA S corporation, partnership or limited liability company filing as a partnership or PA S corporation for federal income tax purposes made on behalf of individual shareholders, partners, estates or trusts that were not residents of Pennsylvania during the taxable year. This information is used to reconcile the total tax withheld from nonresident owners that are individuals, estates or trusts to the total credit claimed by nonresident owners that are individuals, estates or trusts on their Pennsylvania PA-40, PA-41 or PA-40 NRC tax returns.

 **NOTE:** An entity **MAY NOT** withhold Pennsylvania personal income tax for another partnership, S corporation, or limited liability company. An entity also **MUST NOT** withhold Pennsylvania personal income tax for a Pennsylvania resident individual or resident beneficiary of an estate or trust. When calculating the amount to withhold, entities should not withhold for income from intangibles such as interest, dividends or sale of stock.

Pass-through entities **are not subject to** withholding for business and/or rental income. If a pass-through entity was issued a 1099-MISC/NEC containing Pennsylvania withholding, the entity **cannot** claim the withholding on its Schedule NW. Instead, the pass-through entity must complete the REV-1897 Claim for Refund/Credit by Pass-Through Entity for Incorrect Withholding and submit it to the department per the instructions on the form.

 **IMPORTANT: DO NOT** enter any 1099-MISC/NEC Pennsylvania withholding on any lines of the Schedule NW.

The pass-through entity should notify the payer who issued the 1099-MISC/NEC to stop withholding by completing the REV-1832 Nonresident Withholding Exemption Certificate and providing it to the payer.

OVERPAYMENT/ADJUSTMENT OF WITHHOLDING FOR NONRESIDENT OWNERS

The PA-20S/PA-65 PA S Corporation/Partnership Information Return is for information purposes only. It is not a return where you can indicate a refund or carry forward credit.

Payments submitted to this account are for nonresident withholding only and are held for transfer to the partner, member or shareholder (owner) as indicated on their individual tax returns.

If the entity overpaid the nonresident tax withholding, the entity **MUST PASS THROUGH** the overpayment to their nonresident owners on the PA Schedule NRK-1, Line 6, where the owner can then claim a credit on their individual income tax return.

HOW TO PAY


DO NOT USE SCHEDULE NW TO SUBMIT A PAYMENT; IT IS NOT A VOUCHER.

If you are filing the PA-20S/PA-65 Information Return electronically:

- **Final Payment of Nonresident Withholding Tax Electronically**

The department accepts through the MeF Fed/State e-File program the electronic payment of the quarterly estimated withholding tax for nonresident owners filed with the PA-65ESR. You can electronically transmit the following types of payments through Fed/State MeF e-File program:


- Final nonresident individual tax withholding payment submitted with the 2024 tax year PA-20S/PA-65 Information Return;
- 2025 (future) estimated payments for nonresident individual quarterly withholding tax submitted with the 2024 tax year PA-20S/PA-65 Information Return; and
- PA-65ESR Quarterly Estimated Payments for nonresident individuals.

 **NOTE:** Future estimated nonresident individual tax withholding payments for tax year 2025 will be stored in the system as separate electronic transaction payments until the specified due date

- **Final Payment of Nonresident Withholding Tax Payment by Check**

If you electronically file the PA-20S/PA-65 but do not make your payment electronically, make your check payable to PA Dept. of Revenue. Print the entity's federal employer identification number (FEIN) and "2024 PA-20S/PA-65" on the check or money order. Mail the PA-20S/PA-65 V voucher, found on the department's website, and check to:

**PA DEPARTMENT OF REVENUE
BUREAU OF INDIVIDUAL TAXES
PO BOX 280502
HARRISBURG PA 17128-0502**

 **NOTE:** Payments of nonresident withholding can now be made via myPATH. See revenue.pa.gov for more information on making payments through myPATH.

If you are filing the PA-20S/PA-65 Information Return by Mail:


- **Final Payment of Nonresident Withholding Tax Payment by Check**

Use the PA-20S/PA-65 V voucher found on the department's website to submit your payment. Mail the voucher and check to:

**PA DEPARTMENT OF REVENUE
BUREAU OF INDIVIDUAL TAXES
PO BOX 280502
HARRISBURG PA 17128-0502**

Make the check or money order payable to PA Dept. of Revenue. Write the entity's federal employer identification (FEIN) and "2024 PA-20S/PA-65" on the check or money order. The department needs the entity's FEIN to accurately apply the payment.

 **IMPORTANT:** Do not staple the check or money order to the return.

 **NOTE:** Payments equal to or greater than \$15,000 **are required** to be made electronically. Payments not made electronically will be subject to a penalty equal to 3% of the payment amount not to exceed \$500. Payments of nonresident withholding can now be made via myPATH. See revenue.pa.gov for more information on making payments through myPATH.

COMPLETING PA SCHEDULE NW

BUSINESS NAME

Enter the complete name of the entity or business as shown on the PA-20S/PA-65 Information Return.

FEIN

Enter the nine-digit federal employer identification number (FEIN) of the entity or business as shown on the PA-20S/PA-65 Information Return.

AMENDED SCHEDULE

If this is an amended schedule, fill in the oval.

LINE INSTRUCTIONS


SECTION I

LINE A

PENNSYLVANIA TAX DUE ON PENNSYLVANIA-TAXABLE INCOME TO NONRESIDENT INDIVIDUALS, ESTATES OR TRUSTS

Calculate the amount of tax the nonresident individuals, estates or trusts owe Pennsylvania. Total the income from


Lines 1 through 5, and Line 10 of all PA Schedule(s) NRK-1 that the entity provides to its nonresident owners that are individuals, estates or trusts, from whom Pennsylvania law requires it withhold Pennsylvania personal income tax. Multiply the total by .0307 (3.07%) and enter on PA-20S/PA-65 Schedule NW, Line A.

 **NOTE:** Losses reported on PA Schedule(s) NRK-1 Lines 1 through 5 do not offset each other in the calculation of total income. If guaranteed payments for services, reported on Line 10 are rendered directly with the production of income from business, profession, farm, Line 1 or rental/royalty income, Line 3, amounts reported on Line 10 may offset losses reported on Lines 1 and 3 in the calculation of total income subject to nonresident tax withholdings.

LINE B

NONRESIDENT WITHHOLDING PAYMENTS, EXTENSION PAYMENTS, AND CARRY FORWARD CREDITS DURING THE ENTITY'S TAXABLE YEAR


List each withholding payment and PA-20S/PA-65 extension payment (if one was made) that the entity made on behalf of its nonresident owners that are individuals, estates or trusts during the taxable year. Include on this line any carryover credit of nonresident withholding from the prior year PA-20S/PA-65 or PA-40 NRC. Enter the total amount of all payments and carryover credits on Line B.

 **IMPORTANT: DO NOT REPORT ANY 1099-MISC/NEC WITHHOLDING OR PAYMENTS MADE BY ANOTHER ENTITY ON LINE B. SEE REV-1897 FOR INFORMATION RELATED TO 1099-MISC/NEC WITHHOLDING.**

LINE C

PAYMENT REMITTED WITH PA-40 NRC AND EXTENSION PAYMENT

Line C represents a PA-40 NRC Extension payment and return payment remitted with the filing of the PA-40 NRC for its qualifying electing nonresident individual owners.

 **IMPORTANT: DO NOT REPORT ANY 1099-MISC/NEC WITHHOLDING ON LINE C. SEE REV-1897 FOR INFORMATION RELATED TO 1099-MISC/NEC WITHHOLDING.** If REV-276 Application for Extension of Time to File was submitted with payment for the PA-40 NRC, add the payment to Line C.

LINE D

RECONCILIATION PAYMENT

Line D is the balance due or amount the entity must remit with its PA-20S/PA-65 Information Return. The tax being remitted is not necessarily the tax that was collected from the nonresident owners that are individuals, whose tax

liability is reported on the PA-40 NRC Nonresident Consolidated Income Tax Return.

Compare Line A to the total of Line B and Line C:

- If Line A is greater than the total of Line B and Line C, subtract Line B and Line C from Line A. Enter the difference on PA-20S/PA-65 Schedule NW, Line D and on the PA-20S/PA-65 Information Return, Section V, Line 14b. This amount represents the final payment and must match what is reported on Line 14b of the PA-20S/PA-65 Information Return.
- If the total of Line B and Line C is greater than Line A, enter zero. Please refer to the Schedule NW instructions Overpayment/Adjustment of Withholding for Nonresident Owners.

⚠ IMPORTANT: DO NOT REPORT ANY 1099-MISC/NEC WITHHOLDING ON LINE D. SEE REV-1897 FOR INFORMATION RELATED TO 1099-MISC/NEC WITHHOLDING.

COMPLETING SECTION II

Schedule NW, Section II is only used to report nonresident income tax withholding on pass through entity income. **Do not include other types of withholding remitted** (i.e. Form 1099-MISC Withholding on PA Sourced Non-Employee Compensation, Business Income and Lease Payments or corporate net income tax withholding for a partnership's non-filing corporate partners).

Schedule NW, Section II is used by pass through entities to identify:

- All individual partners, members, or shareholders, estates, or trusts that were not residents of Pennsylvania during the taxable year and the amount of withholding paid;
- Nonresident individuals who elected to participate in the filing of the PA-40 NRC;
- Nonresident individuals who were not included in the filing of the PA-40 NRC; and
- Nonresident estates or trusts who will file the PA-41.

FEIN

Enter the nine-digit federal employer identification number (FEIN) of the entity or business as shown on the PA-20S/PA-65 Information Return.

NAME

Enter the complete name of the entity or business as shown on the PA-20S/PA-65 Information Return.

AMENDED SCHEDULE

If this is an amended schedule, fill in the box.

LINE INSTRUCTIONS

SECTION II

SSN/FEIN

Enter the FEIN or SSN of the individual, estate or trust that was not a resident of Pennsylvania during the taxable year as shown on the PA Schedule NRK-1.

TAX FORM

Select the code for the tax form the nonresident will use to file their individual PA Income Tax Return, PA Nonresident Consolidated Income Tax Return or PA Fiduciary Income Tax Return.

From the list below, enter the tax form code that corresponds with the type of taxpayer the nonresident is:

TYPE OF TAXPAYER	TAX FORM	CODE
Individual not included in consolidated return (PA-40 NRC)	PA-40	P
Individual partner/shareholder included in consolidated return (PA-40 NRC)	PA-40 NRC	N
Estate or Trust	PA-41	F

NONRESIDENT INDIVIDUAL, ESTATE OR TRUST NAME

Enter the name of the nonresident individual, estate or trust that was not a resident of Pennsylvania during the taxable year as shown on the PA Schedule NRK-1.

TOTAL OTHER CREDITS FROM PA NRK-1, LINE 7


Enter the amount from the nonresident individual, estate or trust's PA Schedule NRK-1, Line 7.

PA Schedule NRK-1, Line 7 represents the owner's pro rata share of Total Other Credits from the PA-20S/PA-65 Information Return, Section V, Line 13a. The entity must provide the owner with a statement listing which credits have been passed through to them.

NONRESIDENT TAX WITHHELD FROM PA NRK-1, LINE 6

Enter the amount from the nonresident individual, estate or trust's PA Schedule NRK-1, Line 6.

PA Schedule NRK-1, Line 6 represents the amount of Pennsylvania nonresident income tax withheld from nonresident owners and submitted to the Pennsylvania Department of Revenue.

 **IMPORTANT:** All nonresident withholding **MUST** be allocated out to the nonresident owner's PA Schedule NRK-1, Line 6. **DO NOT REPORT ANY 1099-MISC/NEC WITHHOLDING IN THIS COLUMN. SEE REV-1897 FOR INFORMATION RELATED TO 1099-MISC/NEC WITHHOLDING.**

LINE 1

TOTAL NONRESIDENT TAX WITHHELD ON THIS PAGE

Add all amounts from the Nonresident Tax Withheld From PA Schedule NRK-1 Line 6 column on this page. Enter the total on Line 1.

LINE 2(a)

NUMBER OF ADDITIONAL PAGES INCLUDED

Enter the number of additional pages included, if any.

LINE 2(b)

TOTAL OF LINE 1 FOR ALL ADDITIONAL PAGES


Enter the total of Line 1 from all additional pages.

If you need additional pages for Section II, complete Lines 2(a) and 2(b) on the first page only.

LINE 3

TOTAL NONRESIDENT TAX WITHHELD

Add Lines 1 and 2(b).

 **CAUTION:** Do not use more than one line per entry. If you enter a Social Security number or federal employer identification number in Lines A through Z, every field within that line must be completed.